



Ride the IKEBUS around Ikebukuro

About
the IKEBUS



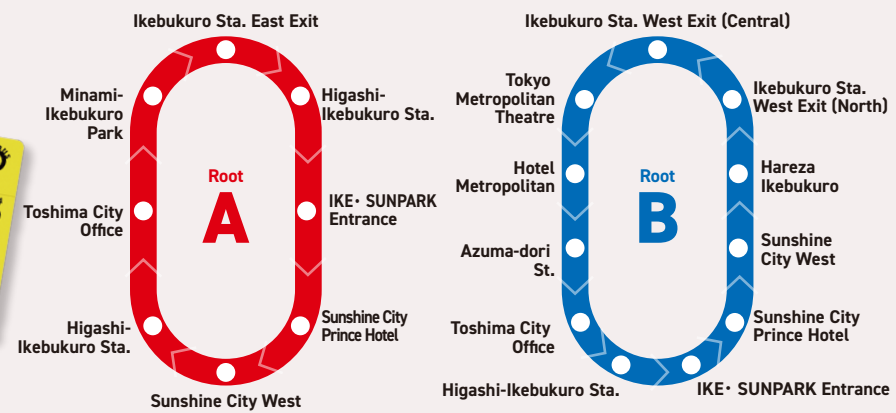
These bright red buses take the scenic routes, calling at all the liveliest spots in Ikebukuro. Just one of them is bright yellow, and some say that riding it brings future happiness...

Fare Information

One-time fare Adults 200 yen/Children, seniors (65 and over), and disabled persons, etc. 100 yen(children under elementary school age go free)

One-day pass Adults 500 yen/Children, seniors (65 and over), and disabled persons, etc. 250 yen

One-day tickets are also sold online.

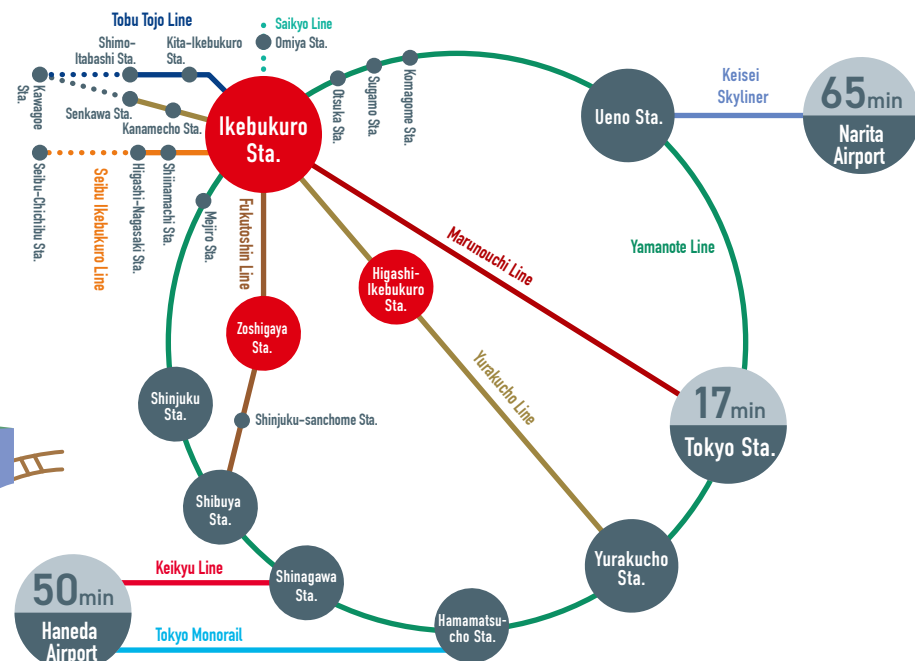



IKEBUKURO STATION MAP



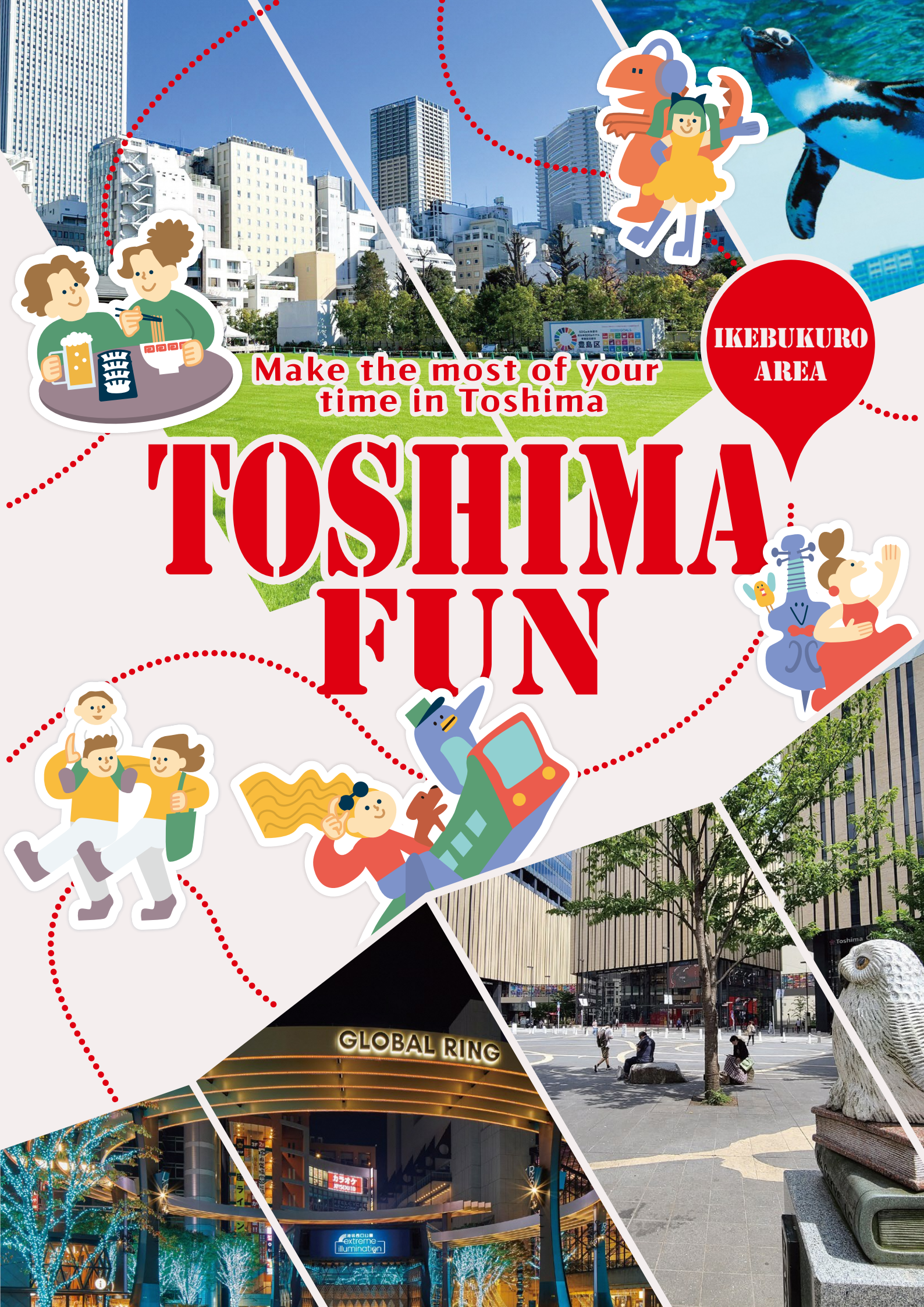
ACCESS Getting to Ikebukuro

Around 17 minutes from Tokyo Station on the Tokyo Metro Marunouchi Line. Ikebukuro can be reached in about an hour from Narita or Haneda airport. Ikebukuro Station is also a convenient starting point for visiting Kawagoe, Chichibu, and other tourist destinations.



Published by Toshima Tourist Association (TEL: 03-3981-5849)
in cooperation with Toshima City

(March 2025)



Make the most of your
time in Toshima

TOSHIMA FUN

IKEBUKURO
AREA

GLOBAL RING

extreme
illumination

IKEBUKURO

The Ikebukuro District

Centered on Ikebukuro Station, a massive terminal used by around 2.64 million people a day, The eastern and western parts of the Ikebukuro district each have their own very different appeal. There's something for everyone, whether it is shopping, dining, entertainment, history, or just strolling around the city.

PARK



1 Ikebukuro Nishiguchi Park

The symbol of the West Exit, with an outdoor theater where concerts and plays are performed, and a café with outdoor seating on a terrace.

CULTURE



2 Jiyugakuen Myonichikan

Designed by Frank Lloyd Wright, one of the three great architects of the modern era. This is an Important Cultural Property constructed from 1921. Normal opening hours: 10:00 a.m. to 4:00 p.m. *Closed Mondays and occasionally at other times: please check in advance* Admission: 500 yen (free for junior high school students and younger)

ANIME&MANGA



3 Anime Tokyo Station

Enjoy free admission to exhibitions featuring popular anime works and important archive materials. Opening hours: 11:00 a.m. to 7:00 p.m. (*Last entry 6:45 p.m., last entry to special exhibitions 6:30 p.m.). Closed Mondays, year-end and New Year holidays, and other occasional closures.

SHOPPING



4 Around Ikebukuro Station

At the East Exit you will find the Seibu Department Store and Ikebukuro PARCO department stores. At the West Exit you will find the Tobu Department Store, LUMINE Ikebukuro, and a host of other shopping spots.

ANIME&MANGA



5 animate Ikebukuro Flagship Store

The world's largest anime shop, crammed with anime and manga-related items. Opening hours: Weekdays 11:00 a.m. to 9:00 p.m., weekends and national holidays 10:00 a.m. to 8:00 p.m.

CULTURE



6 Hareza Ikebukuro

A complex containing an arts and culture center where you can enjoy attending events from films, musicals, and traditional performing arts as well as subcultures such as manga and anime. It also contains a tourist information center.

PARK



7 Naka-Ikebukuro Park

As the front yard of Hareza Ikebukuro, it is a center of culture and liveliness. The park also has a café that sells foods and drinks linked to anime.

PARK



8 Minami-Ikebukuro Park

A relaxing park with a lawn so pretty you can't help but want to stretch out on it, with an adjacent café where you can enjoy something to eat.

SHOPPING



9 Sunshine City

A landmark of Ikebukuro. There are plenty of amusement facilities such as restaurants, an aquarium, and an observation deck, so it's full of fun!

PARK



10 IKE・SUNPARK

Toshima City's largest park is popular with families. With a grassy area and café, it is a relaxing space that also holds a farmers' market on weekends.

SHOPPING



11 Azuma-dori St.

A street with a relaxed ambience that's lined with smart cafés and restaurants. Five minutes' walk from Ikebukuro Station East Exit.



SHOPPING



FOOD & DRINK



OTSUKA




ENTERTAINMENT



FAMILY



CAFE & RESTAURANT



ZOSHIGAYA



Toshima City Tokiwaso Manga Museum
Nearest stations: Shiinamachi Station on the Seibu Ikebukuro Line, or Uchiai-minami-nagasaki Station on the Toei Subway Oedo Line.



Zoshigaya Kishimojindo
Nearest stations: Kishibojimae Station on the Tokyo Sakura Tram (Toden Arakawa Line), or Zoshigaya Station on the Tokyo Metro Fukutoshin Line.